
Chrono Invision Pro

Concealed hinge for heavy weights



Sobinco
OPENS YOUR LIFE

DESCRIPTION

The Chrono Invision Pro hinge for aluminium windows is invisible when the window is closed. Chrono Invision Pro is available to suit profiles with a frame groove of 14/18 mm or a frame groove of 10/14 mm. The Chrono Invision Pro hinge is compatible with Chrono Standard, Plus and Safe fittings. Depending on the profile system Chrono Invision Pro can be used with a low threshold profile (balcony window solution).

CHARACTERISTICS

- Vent weights up to 170 kg for all window sizes (RAL GZ607/3).
- Vent weights up to 200 kg for balcony doors (RAL GZ607/3).
- Vent width (Fb) up to 1700 mm.
- Vent height (Fh) up to 2800 mm.
- Ratio Fb / Fh for windows < 130 kg = max. 1.5.
- Ratio Fb / Fh for windows > 130 kg = max. 1.
- Anti-lift security: bottom hinge security device in tilt position.
- High security locking of the link arm.
- Manufactured from high quality non-corroding materials.
- Chrono Invision Pro Safe is certified with 2 SKG stars. 
- Chrono Invision Pro Standard is certified according to RAL GZ 607/3 and QM 328 (EN 13126-8 and EN 1191).
- Maximum opening angle adjustable to 90° or 105°.
- Anti-finger trap: restricted space between frame and vent (approx. 5 mm at 90°).
- Maximum daylight opening.




ADJUSTMENTS


- **Bottom hinge:**
 - Continuous horizontal and vertical adjustment range: ± 1.5 mm.
 - Adjustable without releasing fixing screws and without removing the vent.
 - Adjustable friction device for turn mode.
- **Top hinge and link arm:**
 - Continuous horizontal adjustment range: +2 mm/-4 mm for turn-tilt and tilt-turn windows.
 - Continuous horizontal adjustment range: +3 mm/-3 mm for side hung open windows.
 - Gasket pressure adjustment: ± 0.8 mm.

ADVANTAGES

- Aesthetic solution.
- Quick assembly.
- Large adjustment range.
- High burglar-resistance.
- Increased wind and water resistance.



Extra anti-slam shut device



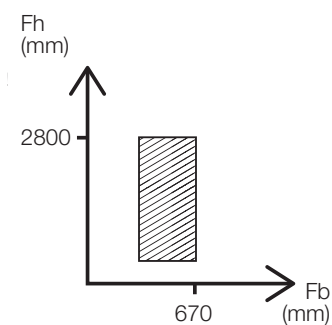
DESCRIPTION

The extra anti-slam shut device - **which can be installed afterwards** - is a component that generates a higher **tilt force**, thus **preventing the vent from closing unintentionally from its tilt position**, without losing sight of user convenience. The device can be quickly and easily installed on the long part of the smallest link arm. The additional device is available as a left-hand and a right-hand variant.

CHARACTERISTICS

- For a vent width up to 670 mm and a vent height up to 2800 mm: **optional**.
- Made of non-corroding materials.
- High corrosion resistance class 4 - EN1670.

SIZE RANGE



 Optional.
Beware of the high operating force. Can be > 100N.

ADVANTAGES

- Large size range.
- Can be installed afterwards.
- Easy installation (double sided tape).



We are Sobinco. We get things done. We specialise in the development and production of innovative locking systems and components for the aluminium windows and doors industry.

At Sobinco **the entire production process takes place under one roof.** In this way we are able to manage and control the value creation chain from start to finish. This gives us **great flexibility** and allows us **to attain sustainable results over the short term.**

Innovation is our passion. Our creativity, expertise and craftsmanship provide a guarantee of added value which translates into **high-quality products, easy assembly, modularity, sustainability and aesthetic comfort.**

Driven by this passion, **our team** at all times endeavours to **improve our current products and develop new ones.** To this end, we listen to the market and to our customers.

We use **high-quality materials** for our product development. These products are **exhaustively tested in line with the strictest of guidelines and quality requirements.** Every product must satisfy these as a minimum and their ratings often exceed the required standards.

We have a **strong customer focus.** Not only in the development of our products, but also in our after-sales support, during the installation process and even long afterwards.

Sobinco is a financially viable and high-tech environment where our specialists can focus on their strengths. With more than 60 years in the business, you can rest assured that we are a reliable partner, ready to seize the opportunity. Nevertheless, we remain approachable. In short, **a family atmosphere, where there is mutual respect** for management, customers, partners and employees.

We are Sobinco. We get things done. We listen. We think in terms of opportunities. We are not afraid to roll up our sleeves.

VAN PARYS FAMILY

PEOPLE

COMPLETE SERVICE

VERTICAL INTEGRATION

Listen. Think. Do.

SUSTAINABLE GROWTH

INNOVATION

TOP QUALITY

FITTINGS FOR ALUMINIUM WINDOWS & DOORS

Waregemstraat 5 - 9870 Zulte - Belgium

T +32 9 388 88 81 - F +32 9 388 88 21

commercial@sobinco.com

www.sobinco.com

Sobinco
OPENS YOUR LIFE