
Modular door pull

with square handle



Sobinco
OPENS YOUR LIFE

DESCRIPTION

An **innovative, modular solution** to create any **custom-made door pull** in a fast and easy way.

Two mounting supports are mounted to the door with a **concealed fixation** for an **aesthetic and sleek result**.

Double-sided fixation is possible with a through-the-door fixation set.

CHARACTERISTICS

The door pull is available in **3 different lengths**:

- 2350 mm.
- 2750 mm.
- 3100 mm.

ADJUSTMENT

Easy horizontal and vertical adjustment: +/-1.5 mm.

MATERIAL

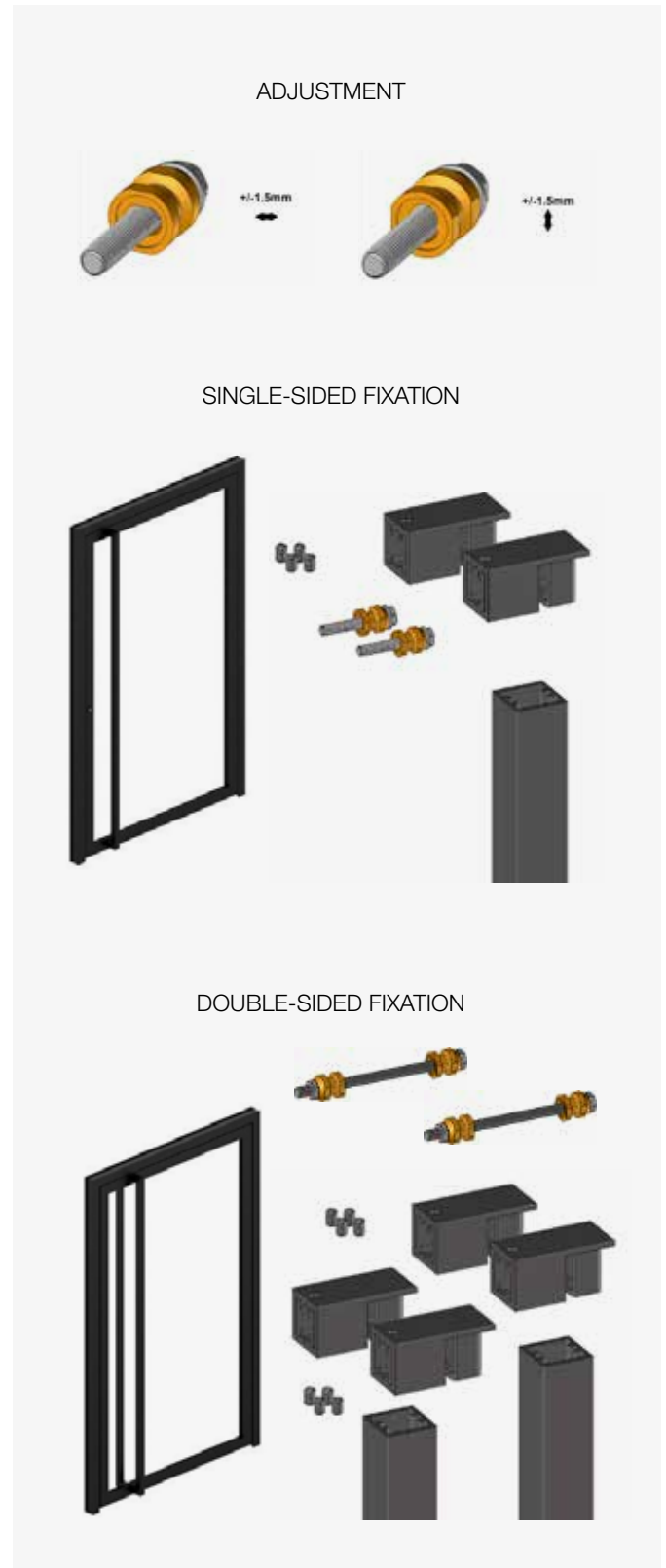
- Aluminium bar and mounting supports.
- Aluminium bush.
- Stainless steel self-tapping fixation screws.
- Stainless steel clamping screws.
- Stainless steel bolt and nut.
(Only in case of double-sided fixation.)

FINISHES

- Available **powder coated** in 450 RAL colours.
- **Anodisation:**
Champagne (CH) and gold (OR) anodisation available for all lengths.
(Delivery time for lengths 2750 and 3100 mm: 20 working days)
Other colours available for all lengths.
- Not available in stainless steel look.

TESTS & RESULTS

- **Cyclic test:** 200.000 cycles.

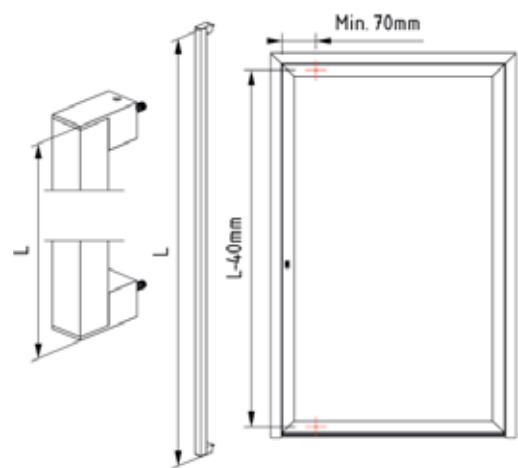
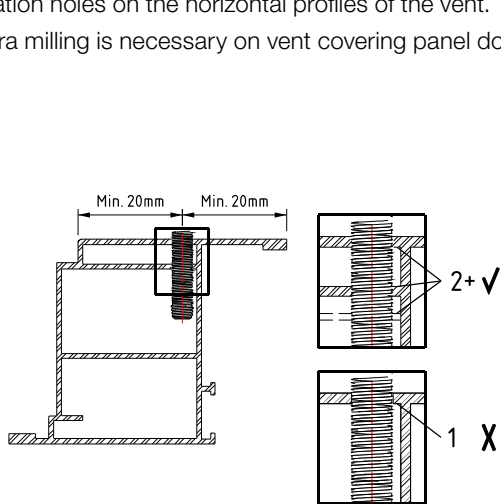



APPLICATION

- For open in and open out doors.
- For rebated or flush doors.
- For doors with a (vent covering) panel or glazing.

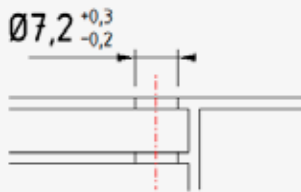
PROFILE SPECIFICATIONS

- Minimal 40 mm width required.
- Fixation through at least two profile walls.
- Minimal 70 mm from the edge of the vent.
- Fixation holes on the horizontal profiles of the vent.
- Extra milling is necessary on vent covering panel doors.



STANDARD DOOR

Single-sided fixation

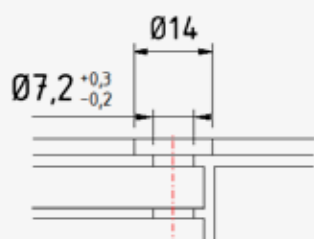


Double-sided fixation

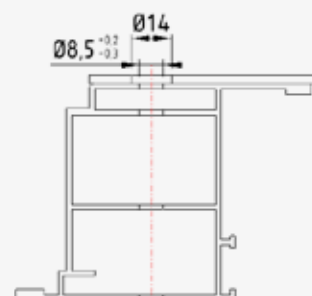


PANEL DOOR

Single-sided fixation



Double-sided fixation



We are Sobinco. We get things done. We specialise in the development and production of innovative locking systems and components for the aluminium windows and doors industry.

At Sobinco **the entire production process takes place under one roof.** In this way we are able to manage and control the value creation chain from start to finish. This gives us **great flexibility** and allows us **to attain sustainable results over the short term.**

Innovation is our passion. Our creativity, expertise and craftsmanship provide a guarantee of added value which translates into **high-quality products, easy assembly, modularity, sustainability and aesthetic comfort.**

Driven by this passion, **our team** at all times endeavours to **improve our current products and develop new ones.** To this end, we listen to the market and to our customers.

We use **high-quality materials** for our product development. These products are **exhaustively tested in line with the strictest of guidelines and quality requirements.** Every product must satisfy these as a minimum and their ratings often exceed the required standards.

We have a **strong customer focus.** Not only in the development of our products, but also in our after-sales support, during the installation process and even long afterwards.

Sobinco is a financially viable and high-tech environment where our specialists can focus on their strengths. With more than 60 years in the business, you can rest assured that we are a reliable partner, ready to seize the opportunity. Nevertheless, we remain approachable. In short, **a family atmosphere, where there is mutual respect** for management, customers, partners and employees.

We are Sobinco. We get things done. We listen. We think in terms of opportunities. We are not afraid to roll up our sleeves.

VAN PARYS FAMILY

PEOPLE

COMPLETE SERVICE

VERTICAL INTEGRATION

Listen. Think. Do.

SUSTAINABLE GROWTH

INNOVATION

TOP QUALITY

FITTINGS FOR ALUMINIUM WINDOWS & DOORS

Waregemstraat 5 - 9870 Zulte - Belgium

T +32 9 388 88 81 - F +32 9 388 88 21

commercial@sobinco.com

www.sobinco.com

Sobinco
OPENS YOUR LIFE