
Chrono Invision Go

Concealed hinge for standard applications




Sobinco
OPENS YOUR LIFE

DESCRIPTION

The Chrono Invision Go hinge for aluminium windows is invisible when the window is closed. Chrono Invision Go is available to suit profiles with a frame groove of 14/18 mm or a frame groove of 10/14 mm. The Chrono Invision Go hinge is compatible with Chrono Standard, Plus and Safe fittings.

CHARACTERISTICS

- Vent weights up to 90 kg (RAL GZ607/3).
 - Vent width (Fb) up to 1300 mm.
 - Vent height (Fh) up to 2800 mm.
 - Ratio of Fb / Fh = max. 1.2.
- Vent weights up to 130 kg if Fb = 670-1200 mm and Fh = 1800-2800 mm (window stay is required!).
- Anti-lift security: bottom hinge security device in tilt position.
- All parts are made of non-corroding materials.
- Chrono Invision Go Safe is certified with 2 SKG stars. 
- Chrono Invision Go Standard is certified according to RAL GZ 607/3 and QM 328 (EN 13126-8 and EN 1191).
- Turning circle with small swing-out:
 - for smaller profiles: no collision with window frame.
 - maximum opening angle of 100°.
- Optional window stay:
 - restricted opening at 90°.
 - arm is easy to install via click system.
 - for ventilation vents: available with restricted opening at 60° and at 90°.



ADJUSTMENTS


- **Bottom hinge:**
 - Continuous horizontal and vertical adjustment range: -1.5 mm/+1.5 mm.
 - Adjustable without releasing fixing screws and without removing the vent.
- **Top hinge and link arm:**
 - Continuous horizontal adjustment range: +2 mm/-4 mm for turn-tilt and tilt-turn windows.
 - Continuous horizontal adjustment range: +3 mm/-3 mm for side hung open windows.
 - Gasket pressure adjustment: ± 0.8 mm.

ADVANTAGES

- Aesthetic solution.
- Quick assembly.
- Large adjustment range.
- High burglar-resistance.
- Increased wind and water resistance.



Extra anti-slam shut device



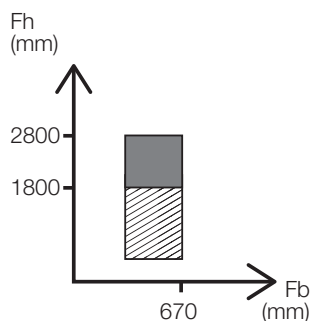
DESCRIPTION

The extra anti-slam shut device - **which can be installed afterwards** - is a component that generates a higher **tilt force**, thus **preventing the vent from closing unintentionally from its tilt position**, without losing sight of user convenience. The device can be quickly and easily installed on the long part of the smallest link arm. The additional device is available as a left-hand and a right-hand variant.

CHARACTERISTICS

- For a vent width up to 670 mm and a vent height of 1800 to 2800 mm: **required**.
- For a vent width up to 670 mm and a vent height up to 1800 mm: **optional**.
- Made of non-corroding materials.
- High corrosion resistance class 4 - EN1670.

SIZE RANGE



■ Required.

▨ Optional.
Beware of the high operating force. Can be > 100N.

ADVANTAGES

- Large size range.
- Can be installed afterwards.
- Easy installation (double sided tape).



We are Sobinco. We get things done. We specialise in the development and production of innovative locking systems and components for the aluminium windows and doors industry.

At Sobinco **the entire production process takes place under one roof.** In this way we are able to manage and control the value creation chain from start to finish. This gives us **great flexibility** and allows us **to attain sustainable results over the short term.**

Innovation is our passion. Our creativity, expertise and craftsmanship provide a guarantee of added value which translates into **high-quality products, easy assembly, modularity, sustainability and aesthetic comfort.**

Driven by this passion, **our team** at all times endeavours to **improve our current products and develop new ones.** To this end, we listen to the market and to our customers.

We use **high-quality materials** for our product development. These products are **exhaustively tested in line with the strictest of guidelines and quality requirements.** Every product must satisfy these as a minimum and their ratings often exceed the required standards.

We have a **strong customer focus.** Not only in the development of our products, but also in our after-sales support, during the installation process and even long afterwards.

Sobinco is a financially viable and high-tech environment where our specialists can focus on their strengths. With more than 60 years in the business, you can rest assured that we are a reliable partner, ready to seize the opportunity. Nevertheless, we remain approachable. In short, **a family atmosphere, where there is mutual respect** for management, customers, partners and employees.

We are Sobinco. We get things done. We listen. We think in terms of opportunities. We are not afraid to roll up our sleeves.

VAN PARYS FAMILY

PEOPLE

COMPLETE SERVICE

VERTICAL INTEGRATION

Listen. Think. Do.

SUSTAINABLE GROWTH

INNOVATION

TOP QUALITY

FITTINGS FOR ALUMINIUM WINDOWS & DOORS

Waregemstraat 5 - 9870 Zulte - Belgium

T +32 9 388 88 81 - F +32 9 388 88 21

commercial@sobinco.com

www.sobinco.com

Sobinco
OPENS YOUR LIFE